

遥控器说明书 Instruction of Remote Control

5GHz Wireless Audio System
5GHz 无线音响系统

CMA800i DAC with Headphone Amplifier
CMA800i 解码耳放一体机

CMA600i DAC with Headphone Amplifier
CMA600i 解码耳放一体机

CAS192D Digital to Analog Converter
CAS192D 解码器

www.questyleaudio.com

适用范围

感谢您选择旷世音响产品！此遥控器仅适用于旷世音响CAS192D音频解码器，CMA800i/CMA600i解码耳放一体机和5GHz无线音响系统等产品。采用红外线遥控技术，具有抗干扰能力强，发射距离足够远，设置容易、操作简单等特点，让您在使用旷世音响产品时操作更加方便、快捷。

面板说明



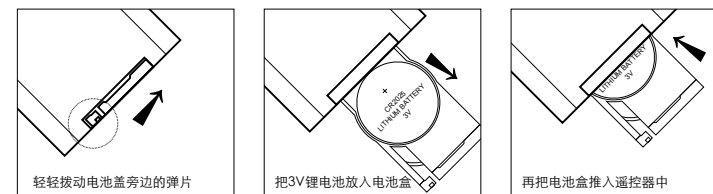
发射距离：≤10m，发射角度：≤30°

本公司保留此说明书的最终解释权，设计和技术参数如有改变，恕不另行通知。

电池安装

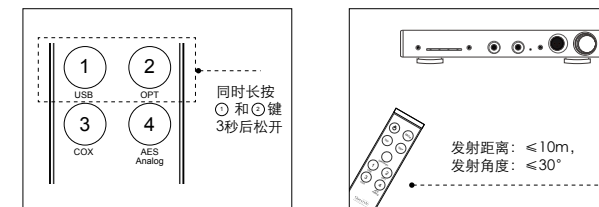
电池规格: CR2025 3V锂电池
电池使用寿命一般为1年,当电池电量耗尽时,请及时更换电池。

- 1、轻轻拨动电池盖旁边的弹片，取出遥控器电池盒；
- 2、把一片CR2025 3V锂电池放入电池盒（“+”级朝上），再把电池盒推入遥控器中，即可进行设置操作。



遥控器设置

- 1、撕掉遥控器底部的塑料片,保证电池接通遥控器。
- 2、因为遥控器同时适用于旷世音响的多种产品，所以必须要保证发射的码制是适用于您所购买的机型。如果遥控器不起作用，需将遥控器对准机器的遥控器感应区，同时长按“1”和“2”键3秒后松开。



适用机型及功能一览表

	Power 电源开关	Mute 静音	Volume 音量控制	DFR 数字滤波器	USB/OPT/COX 数码输入选择
5GHz无线音响系统		✓	✓		✓
CMA800i解码耳放一体机		✓	✓	✓	
CMA600i解码耳放一体机		✓	✓		
CAS192D音频解码器	✓	✓		✓	✓

Quest·Style

为追求制造



m.queststyleaudio.cn

旷世音响技术有限公司 | Questyle Audio Technology Co.,Ltd
 Add: 12D, Block B, Xuesong Building, No.52, The 6th Tairan Road,
 Futian District, Shenzhen, China 518040
 Tel: +86-755-82835670; +86-755-82840732
 Email: info@questyleaudio.com
 Wechat: questyleaudio



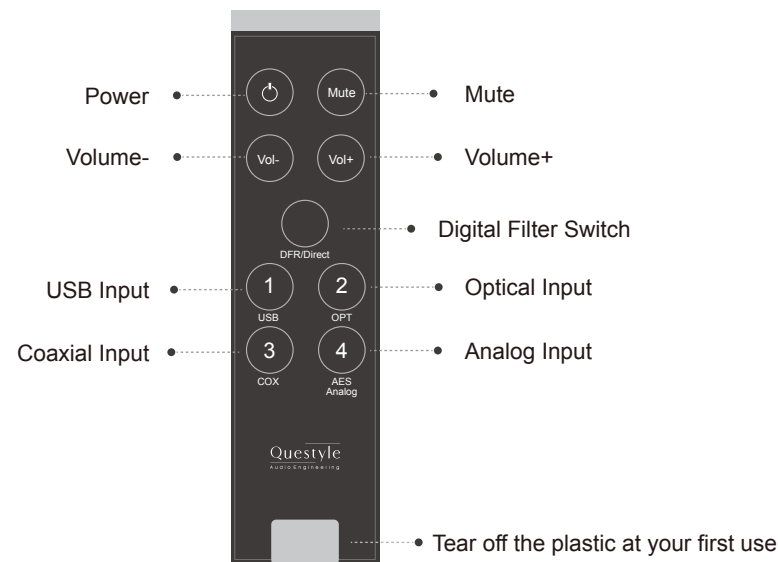
m.queststyleaudio.com

旷世北美有限公司 | Questyle North America Inc.
 Add: 7848 West Sahara Ave. Las Vegas, NV 89117, USA
 Tel: +1-(702)751 9978
 Email: info_usa@questyleaudio.com
 Facebook: QuestyleAudio
 Twitter: QuestyleAudio

Applicability

Thank you for selecting Questyle Audio products! This remote control is applicable to Questyle Audio CAS192D, Questyle Audio CMA800i / CMA600i and 5GHz wireless audio system etc. With the infrared remote control technology, it is capable of anti-interference, long-distance transmitting, simple setting and easy operating, which will be very convenient and quick for you to use Questyle Audio products.

Panel Description

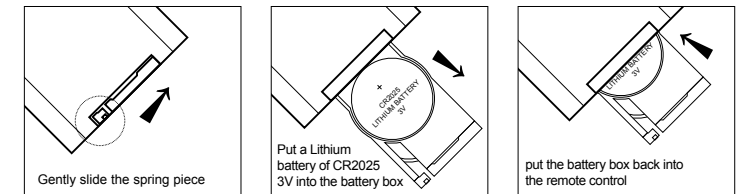


Transmitting Distance: ≤10m, Transmitting Angle: ≤30°

Questyle Audio reserves the right of the final interpretation of this User Manual. Designs and technical specifications are subject to change without notice.

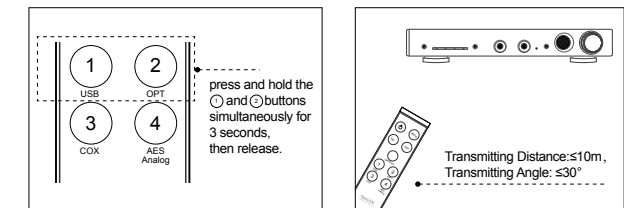
Battery Installation

Battery Capacity: CR2025 3V Lithium battery
 Average life expectancy of a battery is one year. Please replace it when the battery runs out.
 1. Gently slide the spring piece, and take the battery box out of the remote control.
 2. Put a Lithium battery of CR2025 3V into the battery box ("+" upward), and put the battery box back into the remote control, and then the remote control is ready for use.



Remote Control Settings

1. Tear off the plastic at the bottom of the remote control to make sure the battery is connected.
 2. The remote control is applicable to several Questyle Audio products, so please make sure the transmitting code of the remote control matches with your product model. If the remote control doesn't work, you need to aim the remote control at the response zone of the product, press and hold the "1" and "2" buttons simultaneously for 3 seconds, then release.



Applicable Product Models and Functions

	Power	Mute	Volume	DFR	USB/OPT/COX
5GHz wireless audio system		✓	✓		✓
CMA800i DAC with Headphone Amplifier		✓	✓	✓	
CMA600i DAC with Headphone Amplifier		✓	✓		
CAS192D Digital to Analog Converter	✓	✓		✓	✓